

21 DAYS OF PRAYER & FASTING




DEEPER

3 - 6 YEARS OLD

THIS BOOKLET BELONGS TO:



KEY VERSE



Luke 5:4-11

One day, Jesus said to Simon, “Take the boat into **deep water**. If you will put your nets in the water, you will catch some fish.”

Simon answered, “Master, we worked hard all night trying to catch fish, but we caught nothing. **But you say to put the nets in the water; so I will.**”

The fishermen did as Jesus told them. And they caught so many fish that the nets began to break.

They called to their friends in the other boat to come and help them. The friends came, and both boats were filled so full that they were almost sinking. The fishermen were all amazed at the many fish they caught.

Jesus said to Simon, “Don’t be afraid. **From now on you’ll be fishing for people!**” When the men brought their boats to the shore, they left everything and followed Jesus.






INTRODUCTION

God says “come deeper!” That means He wants to be closer to you. Over the next 21 days, spend time with God every day. Read this booklet to learn more about God.

Try your best to finish all the pages, you can do it!





BEFORE YOU BEGIN, THINK ABOUT THE FOLLOWING POINTS:

1

Decide a time you want to read this book and pray everyday.

2



Choose something you want to give up to spend time with God these 21 days. It could be a hobby, a meal, a favourite TV show or playing with toys.

3

Tell your parents what you learnt and pray together with them.

4


Tell your Victory Kids Small Group Leaders about it too!



The time I will read this book and pray



The thing I am willing to give up



1

WHAT CAN I PRAY ABOUT?

Anything! God wants you to talk to Him about everything in your life! It can be about your family, your friends or what you did at the playground.

2


SHOULD I PRAY OUT LOUD?

God hears you no matter how soft or loud you pray.

3

HOW LONG SHOULD MY PRAYER BE?

You can pray for a few seconds or pray for hours! God listens, no matter how short or long your prayer is.



A large, bold, green number 4.

SHOULD I PRAY ALONE OR WITH FAMILY & FRIENDS?

Jesus often prayed alone, but He also prayed with His family and friends. Praying with others can help build your faith. It can also make your relationships stronger!

A large, bold, magenta number 5.

SHOULD I PUT MY HANDS TOGETHER AND CLOSE MY EYES WHEN I PRAY?

Placing your hands together and closing your eyes help you to focus better, but you don't always have to do so. You can talk to God when you are walking, sitting or even while showering.

A large, bold, dark blue number 6.

WHEN AND WHERE SHOULD I PRAY?

You can pray to God ANYTIME and ANYWHERE! God is with you all the time, no matter where you are!



Deeper
Trust
(Day 3-8)

3

4

5

6

7

8

Deeper
Love
(Day 9-14)



17

18

15

16

19

20

21



LET'S GO



DEEPER

Day 1 - 2




Day 1

DEEP & WIDE

The Lord is the great God... The deepest places on earth are his. And the highest mountains belong to him. The sea is his because he made it. He created the land with his own hands.

Psalm 95:3-5



Do you think God is big or small?



Yes, God is very big!

He is bigger than the tallest mountain and wider than the sky. Simon spent time with Jesus. Just like Simon, you can know more about God by spending time with Him. You can learn amazing things about God!

Day 2

DEEP WATERS

An illustration of a scuba diver in a blue and yellow suit, holding a flashlight, swimming upwards towards a cluster of blue bubbles. The diver is positioned to the right of the title. To the left of the diver, there is a small yellow coral-like structure. The background is dark blue with white wavy lines representing water currents.


MATERIALS NEEDED

Pencil / Colour pencils

Let's do 2 activities to learn about deep waters (depth).



Look at the pictures below. Circle the ones with **more water or deeper water**.



Sea



Water fountain



Swimming pool



Ocean



River



Tap




Fish tank



Pond



Glacier




Ice Tray

Part 2

Draw a line in the containers below to fill them with water. Draw the lines correctly to match the words “more” and “less”. The first one has been done for you as an example.



MORE




LESS



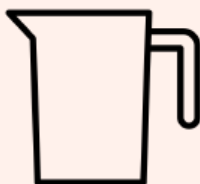
MORE



LESS



MORE



LESS



MORE



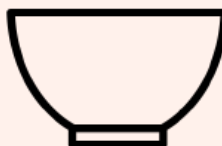
LESS



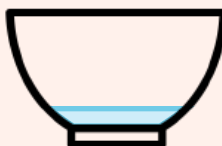
MORE



LESS



MORE



LESS

PRAY

Dear God, You are big, strong, and amazing. Help me to go deeper with You every day. Teach me to follow You, just like how the fishermen followed Jesus. In Jesus' name I pray, Amen.



Day 3 - 8

DEEPER TRUST

Day 3



*When I am afraid, I put
my trust in You.*

Psalm 56:3

WHAT IS TRUST?

Trust is believing.

For example, you trust that mummy and daddy want the best for you. You trust that they will take care of you. You feel safe with the person you trust.

God is someone you can trust! He loves you very much. He protects you. He takes good care of you.

When you pray to God, trust that He hears you.
Say, "I trust You, God!"

Day 4

TRUST FALL



Play this game with mummy or daddy.

Step 1: Stand in front of mummy/daddy.

Step 2: Tell mummy/daddy that you trust her/him to catch you.

Step 3: Mummy/daddy will stand behind you with arms open wide.

Step 4: Say “trust fall” and let yourself fall backwards.

Step 5: Let mummy/daddy catch you!

Reflection Questions

- ☆ How did you feel when you had to fall backwards? (Scared and nervous or safe and secure?)
- ☆ Did mummy/daddy catch you?
- ☆ Who else do you trust to catch you besides mummy/daddy?



PRAY

Dear God, I trust You. I feel safe with You because You love me. In Jesus' name, I pray, Amen.

Day 5

COME NEARER

The background of the title section features stylized light blue coral and several small white fish swimming around the large, bold, dark blue text.

*Come near to God and God will come near to you.
James 4:8*



Being near to God feels like a hug. When someone gives you a hug, you feel loved and safe.

God likes being near you. He wants to be close to you. You can be close to God too! You can talk to Him, sing to Him and listen to Him.

Day 6

NEAR



OR FAR



MATERIALS NEEDED

8 large heart stickers (provided in the pack)
Your favourite toy

Let's do an activity to learn about nearness (distance).

You can do this activity with mummy, daddy or your friends.



Step 1: Paste the hearts stickers on the floor at different distances (some near you and some far away).

Step 2: Place your favourite toy on any heart sticker.

Step 3: Get your mummy/daddy/friend to stand another heart sticker.

Step 4: As your mummy/daddy/friend stands on each heart, look at your favourite toy. Say “near” out loud if your favourite toy is near him/her. Say “far” out loud if your favourite toy is far from him/her.

Step 5: Make a guess whether your mummy/daddy/friend can reach your favourite toy. After guessing, get him/her to try and grab the toy.

Step 6: Repeat steps 3, 4 and 5, by getting your mummy/daddy/friend to stand on a different heart sticker each time.

Reflection Questions

- ☆ Did you make any correct guesses?
- ☆ Was it easier for your mummy/daddy/friend to reach the toy when he/she was near or far?


PRAY

Dear God, thank You for being near me all the time. I want to be close to You too. In Jesus’ name I pray, Amen.

Day 7

CAN YOU HEAR ME?

My sheep listen to my voice. I know
them, and they follow me.
John 10:27



Is it easier to hear someone whispering when the person is near or when the person is far? Yes, you hear someone clearer when you are near the person.

It is the same with God.

You can hear God better when you are near Him!

Just like what we read on Day 5, God likes being near you. God likes talking to you. This week, come close to God and listen out for Him! He wants to speak to you.



God can speak to you in your dreams



God can speak to you through your thoughts



God can speak to you through the Bible



God can speak to you through people

(like when your parents or teachers share God's Word with you)



God can speak to you through creation/nature

Day 8

LISTENING EAR



MATERIALS NEEDED

Colour Pencils

Let's play a listening game.

Close your eyes for 1 minute. Be really quiet and listen carefully. What can you hear? Open your eyes.

Colour the pictures of the sounds you heard.



Sound from the television



A clock ticking



A dog barking



People talking



Sound from the fan



Cars on the road



Waves on the beach



Sound of rustling leaves



Foot steps



Baby crying

The sounds you heard were from things that were near you. Some sounds are too far away from you and you might not have heard them.



Try this activity again at a different place (e.g. in the library, at the beach, in the park) and a different time.

You will hear different things!

Write or draw them in the blank below.

Place: _____

PRAY

Dear God, thank You for giving me ears for listening. I want to hear You speak. Please be close to me. In Jesus' name I pray, Amen.

A large pink hand is reaching upwards from the bottom center. Surrounding it are various diving items: a blue and white diving mask, a yellow and white buoyancy compensator (BCD), a yellow air tank, a blue and white wristwatch, and a red and black snorkel. The background is a light blue grid with several blue circles of different sizes.

Day 9 - 14

DEEPER LOVE

A yellow starfish is located in the bottom left corner of the page.

Day 9

BIG DEEP LOVE

I pray that you will understand how wide and
long and high and deep Christ's love is.

Ephesians 3:18



God loves you the most. His love for you is bigger
than the universe and deeper than the ocean!

There are many ways God shows you His love.
He makes the sun rise for you every day and gives
you yummy food to eat! God shows you His love
every day! Can you tell God you love Him too? Say
“I love you too, God!”

Day 10

LOVE COLLAGE



MATERIALS NEEDED

Old magazines, flyers, etc
(with pictures of food, nature, toys, people)
1 pair of child-safe scissors
1 glue stick

Make a Love Collage to show the ways God loves you.

Follow the steps below.


- 1** Look through the magazines/flyers and find pictures of things God has blessed you with.
For example: your favourite food, nature, people who help you.
- 2** Cut out the pictures you have chosen. These pictures are things that remind you God loves you!
- 3** Glue these pictures on the next page.
- 4** Tell your friends or family what each picture is and say “Thank You God for loving me!”



PRAY

Dear God, thank You for showing me Your love in many ways. I see Your love all around me. I love You too. In Jesus' name I pray, Amen.

LOVE COLLAGE








Day 11

Love the Lord your God with all your heart and with all your soul. Love Him with all your mind.

Matthew 22:37

I LOVE
YOU GOD

God loves you very much. You can love Him too!
You can love God by

-  Talking to Him
-  Singing songs (like “I Love You Lord” by Yancy)
-  Obeying His Word
-  Saying “thank You God”
-  Telling other people about Him!


Loving God makes Him smile. Give God all your love!

Day 12

L-O-V-E SCAVENGER HUNT

MATERIALS NEEDED

Colour Pencils



How do you feel knowing God loves you?



Let's go on a scavenger hunt!

Look for items around you that spell the word LOVE.

The first item should start with the letter L.

Examples: Leaf, Lemon, Lamp, Lollipop



The second item should start with the letter O.

Examples: Oil, Oven, Orange, Onion



The third item should start with the letter V.

Examples: Vegetables, Vase, Vacuum, Vehicle



The fourth item should start with the letter E.

Examples: Egg, Eraser, Envelope, Ear rings



When you have found all 4 items, write or draw them in the blanks below.



That was fun! These L-O-V-E items can help remind you to tell God that you love Him every day.

PRAY

Dear God, I love You with all my heart. I want to show You my love every day. In Jesus' name I pray, Amen.

Day 13

LOVE ONE ANOTHER




Love one another. You must
love one another,
just as I have loved you.

John 13:34

God loves everyone. He wants you to
show people His love. You can show
His love by sharing your toys, helping
others, speaking kind words, praying
for people, and telling them God
loves them!

Day 14



LOVE
EVERYONE

MATERIALS NEEDED

Heart-shaped kids chop
(provided in the pack)

Here are some people you can show God's love to. Use the heart-shaped chop provided to stamp hearts on these people. As you do it, say "God loves you!"



Parents



Grandparents



Siblings



Neighbours



Teachers



Friends



Cleaners



Police officer



Mail man



Nurse



Doctor



Construction worker



Bus driver



Firefighter



Librarian



Chefs/Hawkers

PRAY

Dear God, thank You for loving everyone. Help me to love my family, friends and the people around me like You do. In Jesus' name I pray, Amen.



DEEPER TRUTH

Day 15 - 20





Day 15

DIG DEEP FOR GOD'S TREASURE

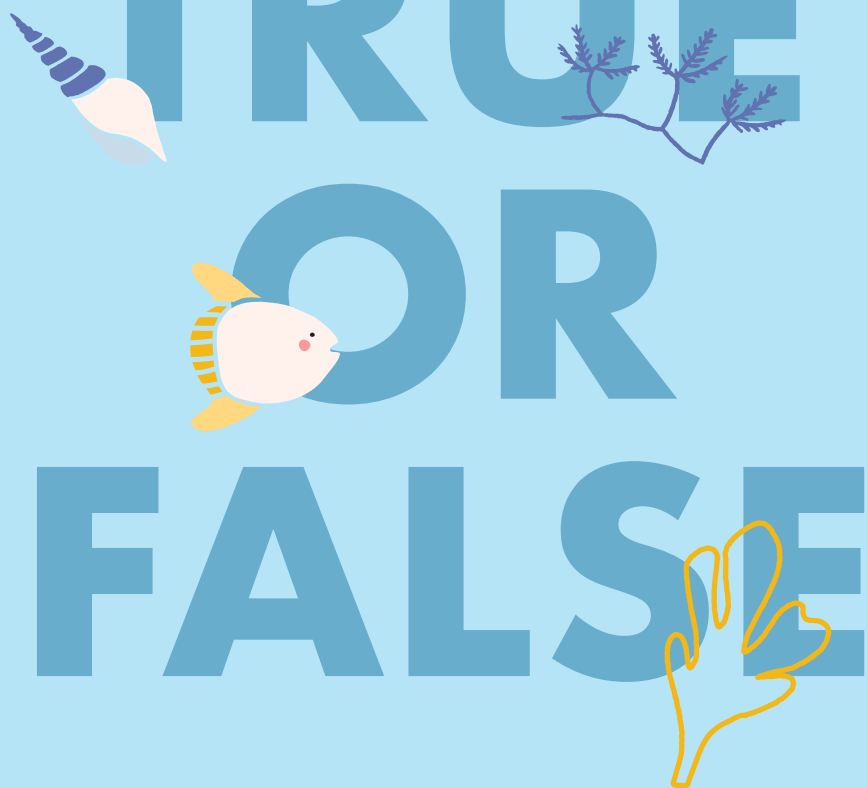
I rejoice at Your word, as one who finds great
treasure. Psalm 119:162

Treasure is something very special and
precious like gold, candy or your favourite toy.

Did you know God's Word is like treasure?
God's Word is the truth. God does not tell lies.
He only speaks the truth.

Day 16

TRUE OR FALSE

The word 'TRUE' is partially obscured by a blue and white seashell on the left and a purple seaweed branch on the right. The word 'OR' has a small yellow and white striped fish swimming through the letter 'O'. The word 'FALSE' is partially obscured by a yellow handprint on the right.

MATERIALS NEEDED

Pencil



Put a  beside the sentences that are true.

Put an  beside the sentences that are false.

☐

The sky is blue.

☐

Dogs can drive cars.

☐

Ice cream comes from trees.

☐

God loves you.

☐

Pigs can fly.

☐

God's Word is always true.

☐

Oranges are square shaped.

☐

Fishes live underwater.

☐

The moon is made of cheese.

☐

There are 7 days in a week.



Good job finding all the true sentences! God's Word is always true, His Word is the Truth!

PRAY


Dear God, Your Word is a treasure. Your Word is always true. Help me to understand Your Word. In Jesus' name I pray, Amen.

Day 17

TEACHER JESUS

Jesus said, "You call me 'Teacher' and 'Lord.' And this is right, because that is what I am."

John 13:13



Jesus is your teacher. He teaches you the truth. Here are some truths that Jesus teaches in the Bible.

- 1 You are a child of God.
- 2 God loves you very much.
- 3 You can love everyone, even those who are mean to you!





God's Word teaches us all that we need.

Day 18

SPIN AND FOLLOW JESUS

MATERIALS NEEDED

Plastic arrow spinner (*provided in the pack*)
Spin and Follow Jesus - Wheel Activity Page
(*provided in the pack*)



Ask an adult to read 2 Timothy 3:16 to you.

The verse tells you that:


- ✧ The Bible is inspired by God.
- ✧ It is useful for teaching us what is true.
- ✧ It shows people what is wrong in their lives.
- ✧ It is useful for correcting our mistakes.
- ✧ It teaches us how to live right.


Let's do an activity to learn what Jesus teaches us in the Bible.


First, take out the Wheel Activity Page provided in your pack.


Next, place the spinner in the middle of the wheel.


Now spin the arrow and do the action shown on the wheel!


If it lands on  run and give your family member or friend a hug! Jesus teaches us to love everyone.

If it lands on  put your hands together like you are praying. Jesus teaches us to read God's Word (the Bible) and pray.

If it lands on  cup both hands on your ears and listen. Jesus teaches us to listen and obey Him.

If it lands on  clap your hands 10 times. Jesus teaches us to praise God.

If it lands on  grab your favourite toy and do a big star jump! Jesus teaches us to share with others.

If it lands on  turn to someone and say "God loves you." Jesus teaches us to tell others about Him.


PRAY

Dear God, thank You for being my teacher. Help me to follow You and obey Your Word. In Jesus' name I pray, Amen.

Day 19

MADE FOR MORE

With God's power working in us, God can do much, much more than anything we can ask or think of.
Ephesians 3:20



God is super powerful. He does great and amazing things! God can help you do great things too. For example, you can pray for someone who is sick.
You were made to do great things for God.

Day 20



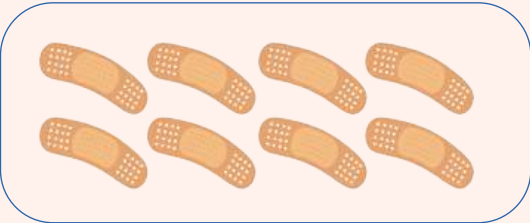
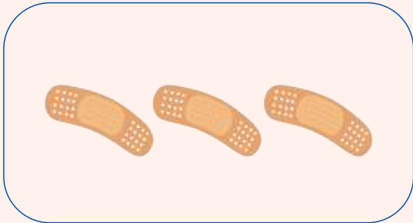
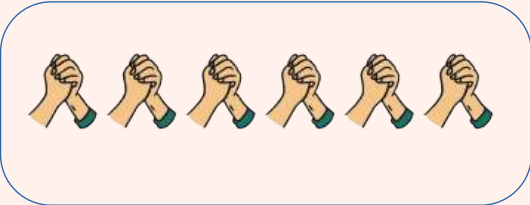










MATERIALS NEEDED

Pencil



Circle the boxes that have a greater number of items.





You were made for more! God can use you to do great things.

PRAY


Dear God, You are powerful. You can do anything. Help me to be brave and do great things for You. In Jesus' name I pray, Amen.






Day 21

SUMMARY


Over the past 3 weeks, you learnt to draw close to God. You spent time learning about Him. That made God really happy! God loves you so much. You can trust Him. You can love Him more. You can do great things for Him. Continue to grow deeper in trust, deeper in love and deeper in God's truth!







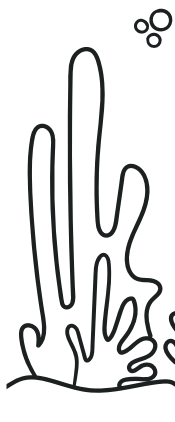
Let's do an activity to help us remember to grow deeper in trust, deeper in love and deeper in truth.




Find and circle all the cross  , hearts  and Bibles  in the picture below.





D E E





PER

